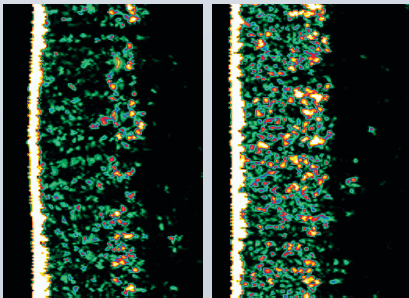
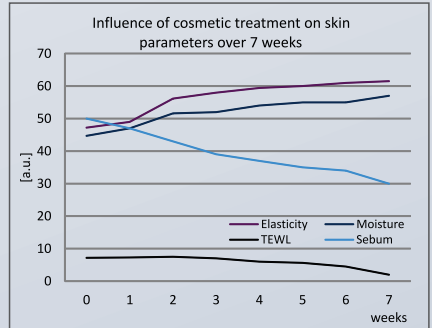


DERMOCOSMETIC STUDIES

*assessment of effectiveness of cosmetic treatments and products:
short and long-term case studies, pilot studies, full-scale studies...*

Measurements of different skin parameters:

- elasticity
- hydration (capacitive & conductometric principle)
- TEWL (Trans Epidermal Water Loss)
- colour (CIE Lab colour system)
- pigmentation (melanine)
- erythema
- pH
- sebum

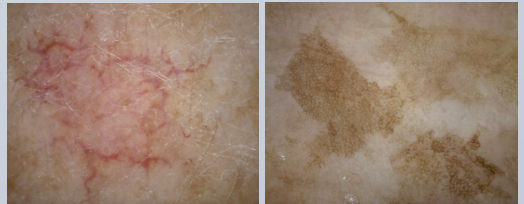


US imaging of the dermis and subcutis

Visualisation and quantitative measurements of in-depth condition of the skin with cross-sectional images of the dermis, which clearly show the condition of the matrix of collagen and elastin fibers.

Digital dermatoscopy for assessment of condition of skin surface, melanocytic lesions, hyperkeratoses, telangiectasias...

Videomicroscopy



Standardized photoanalysis of the face skin, wrinkle and roughness assessment

Standardized photodocumentation of different body areas to follow and document effects of different cosmetic treatments and products